




B.One Hub



Quick-Start Guide

All Things. Be One ^M

One App + One Hub

All Things. Be One

B.One allows you to control latest smart devices like motion sensors, security cameras, smoke detectors, energy meters, climate control and also legacy devices like old televisions or music systems using a simple and intuitive application or by voice commands. B.One Hub and B.One App is all you need to setup your smart home. You can now control and manage most of your devices from anywhere in the world using B.One App.

App



Making your home safer, smarter and convenient has never been simpler. With the B.One Hub. You can control the entire home from anywhere. Make sure your morning coffee is ready by the time you wake up, play music from your fingertips and customize your lifestyle.



Hub



The Hub acts as the key point from where all the data flows to your App. The Hub connects to the App and notifies you about the status, actions and other important alerts to your Smartphone/Tablet.



Devices




Customizing the B.One Hub is entirely up to you. Select the devices you want to pair and connect/control them through the App.

What's Included ?



1. Hub



2. Adapter
(100~240V)



3. USB Cable



4. Screwdriver



5. Wipe Cloth

Setup Requirements

Wi-Fi Network with Internet Access (2.4 GHz only)

Power Supply (100~240V)

Getting Started

Step 1: Download B.One App

Download and Install the B.One Application on your compatible Tablet/ Mobile device from the App Store / Play Store.

B.One App is compatible with: iOS 8 and above, Android OS version 5.0 and above.

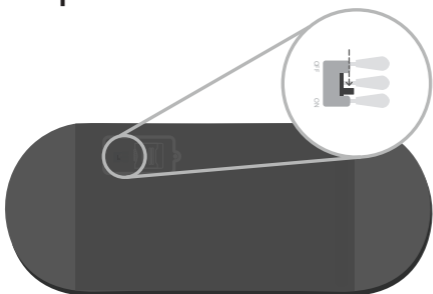
Open the B.One Application and follow the setup instructions.



Free App Available



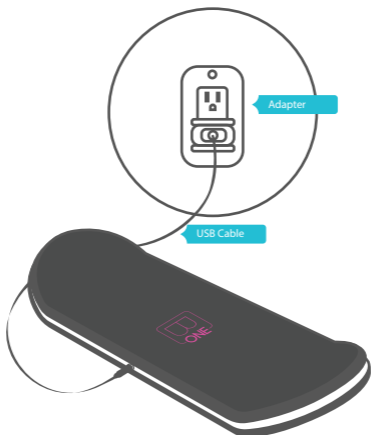
Step 2: Power ON



Use slide switch to turn ON your B.One Hub.

Step 3: Power Connection

Connect Hub- B.One hub works on Wi-Fi(2.4 GHz) technology and can be placed anywhere in the house as long as it is within 30 feet of your home router. Once plugged in please look for B.One logo on top to turn solid red.



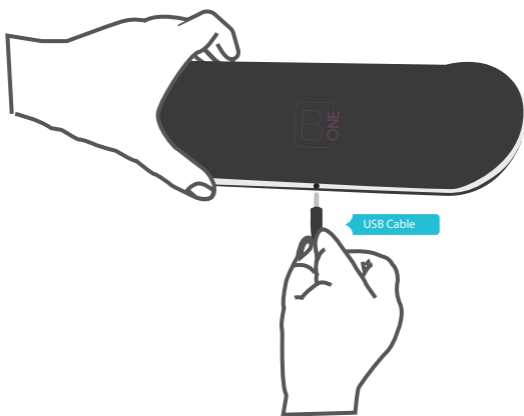
Step 4: Follow B.One App Setup Process

Open Application and follow online steps to finish setting up your B.One Hub.



Troubleshooting

During the course of operating your B.One Hub, if you make an error and would like to restart your Hub, simply pull the charger out, plug it back in after five seconds. This would restart your Hub.



Technical Specifications

AC/DC Adapter:

Input: 100 ~ 240V, 50/60Hz, 0.25A Max

Output: 5V, 1.2A

For a list of compatible products, please visit the 'Syncs With™' section of the website: <http://www.b1hub.com>

Protocols Supported

B.One Elite HUB supports:

Wi-Fi(2.4 GHz), ZIGBEE, Z-Wave Plus, IR, Bluetooth Smart.

B.One HUB supports:

Wi-Fi(2.4 GHz), Z-Wave Plus, IR.

B.One Hub Status Indicator

The B.One logo on the Hub indicates to you the current status of the Hub.

COLOR	MEANING
Solid Red	Ready to Connect
Solid Purple	Connected to Home Network Successfully
Blinking Red	Ready to connect / Unable to Connect to Home Network
Blinking Purple	Unable to Connect to Internet
Long Blinking Red	Security Sensor Alert
Long Blinking Purple	Device/ Sensor Status Change

For any further technical support please contact:
support@blazeautomation.com

Safety Instructions

Disconnect the power adapter and other connected peripherals

if any of the following conditions exist:

- The power cord or connector is damaged or frayed.
- You want to clean the Hub.
- The Hub or attached cables are exposed to rain, water/fluids, or excessive moisture.
- The Hub power adapter is damaged or has been dropped and you suspect it needs to be serviced.
- Read, Keep, and follow these instructions.
- Heed all warnings.
- Do not use this product near water or expose the product to dripping registers, stoves or other apparatus (including amplifiers) that produce heat.
- Only use attachments and accessories specified by the manufacturer.

Disclaimer

Some content and services accessible through this device belong to third parties and are protected by copyright, patent, trademark and/or other intellectual property laws. Such content and services are provided solely for your personal non-commercial use. You may not use content or services in a manner that has not been authorized by the content owner or service provider.

Without limiting the foregoing, unless expressly authorized by the applicable content owner or service provider, you may not modify, copy, republish, upload, post, transmit, translate, sell, create derivative works, exploit, or distribute in any manner or medium any content or services displayed through this device.

WARNING: No user-serviceable parts inside. Refer all servicing to qualified service personnel.

IMPORTANT CONSUMER INFORMATION: Please read before activating or using the device.

WARNING: This product contains chemicals cancer and reproductive toxicity. For more information, Please visit www.b1hub.com



Certifications

Hereby, Blaze Automation Inc. declares that this product is in compliance with the essential requirements and other relevant provisions of Directive 1999/5/EC. The original Declaration of Conformity may be found at www.b1hub.com. Certified under FCC ID: 2AHV7-B-ONEHUB and IC: 21793-B1HUB

FCC compliance statements

(1) This device may not cause harmful interference, and

(2) This device must accept any interference received, including Interference that may cause undesired operation

FCC Caution!!!

- Any changes or modifications not expressly approved by the party

Responsible for compliance could void the user's authority to operate this Equipment

- This equipment should be installed and operated with minimum distance

20 cm between the radiator & your body.

Part 15B compliance statements for digital devices:

NOTE: This equipment has been tested and found to comply with the limits

for a Class B digital device, pursuant to part 15 of the FCC Rules. These limits are designed to provide reasonable protection against harmful interference in a residential installation.

This equipment generates, uses and can radiate radio frequency energy

And, if not installed and used in accordance with the instructions, may

Cause harmful interference to radio communications. However, there is no

Guarantee that interference will not occur in a particular installation.

If this equipment does cause harmful interference to radio or television

Reception, which can be determined by turning the equipment off and on,
The user is encouraged to try to correct the interference by one or more of
The following measures:
—Reorient or relocate the receiving antenna.
—Increase the separation between the equipment and receiver.
—Connect the equipment into an outlet on a circuit different from that to
Which the receiver is connected
—Consult the dealer or an experienced radio/TV technician for help.

This Class B digital apparatus complies with Canadian ICES-003. This device complies with Industry Canada license-exempt RSS standard(s).
Operation is subject to the following two conditions
1) This device may not cause interference, and
2) This device must accept any interference, including interference that may cause undesired operation of the device.

Le présent appareil est conforme aux CNR d'Industrie Canada applicables aux appareils radio exempts de licence. L'exploitation est autorisée aux deux conditions suivantes:
(1) l'appareil ne doit pas produire de brouillage, et
(2) l'utilisateur de l'appareil doit accepter tout brouillage radioélectrique subi, même si le brouillage est susceptible d'en compromettre le fonctionnement.
This equipment complies with radio frequency exposure limits set forth by Industry Canada for an uncontrolled Environment.

This equipment should be installed and operated with minimum distance 20 cm between the device and the user or bystanders. Cet équipement est conforme aux limites d'exposition aux radiofréquences définies par Industrie Canada pour un environnement non contrôlé. Cet équipement doit être installé et utilisé avec un minimum de 20 cm de distance entre le dispositif et l'utilisateur ou des tiers.

This equipment has been tested and found to comply with the limits for a Class B digital device, pursuant to ISED ICES-003. These limits are designed to provide reasonable protection against harmful interference in a residential installation. This equipment generates uses and can radiate radio frequency energy and, if not installed and used in accordance with the instructions, may cause harmful interference to radio communications. However, there is no guarantee that interference will not occur in a particular installation. If this equipment does cause harmful interference to radio or television reception, which can be determined by turning the equipment off and on, the user is encouraged to try to correct the interference by one or more of the following measures:

- Reorient or relocate the receiving antenna.
- Increase the separation between the equipment and receiver.
- Connect the equipment into an outlet on a circuit different from that to which the receiver is connected.

Cet équipement a été testé et jugé conforme aux limites de Classe B pour un appareil numérique, en vertu de l'article 15 de la réglementation de la FCC. Ces limites ont été instaurées pour fournir une protection raisonnable contre toute interférence nuisible dans une installation résidentielle. Cet équipement génère, utilise et peut émettre de l'énergie radiofréquence. S'il n'est pas installé et utilisé conformément aux instructions, il peut provoquer des interférences sur les communications radio. Cependant, il n'est pas garanti que des interférences ne se reproduiront pas dans certaines installations.

Si cet équipement cause des interférences à la réception radio ou télévisée (ce qui peut être vérifié en éteignant l'appareil puis en le remettant sous tension), l'utilisateur peut tenter de les résoudre en suivant une ou plusieurs des mesures ci-après : Réorienter ou déplacer l'antenne réceptrice. Augmenter l'espace entre l'appareil et le récepteur. Brancher l'appareil à une prise de courant différente de celle sur laquelle le récepteur est branché.

Pour obtenir de l'aide, contacter le vendeur ou un technicien radio/télévision expérimenté.

REMARQUE: Toute modification non autorisée expressément par le fabricant responsable de la conformité peut annuler le droit de l'utilisateur à faire fonctionner le produit.

RF Exposure:

This device can operate with AC-DC Power supply. This device is not a handheld device, user cannot operate this device within his/her hands. User must place this device on a table and control it from mobile phone. So, the separation distance is greater than 20cm always.

Caution to the User:

Please ensure that you stay at least 20 cm away from this device while connecting/disconnecting the Power Plug to this Device.

One (1) Year Limited Warranty

Blaze Automation, Inc. warrants this product (the "B.One Hub") against defects in materials and/or workmanship under normal use for a period of ONE (1) YEAR from the date of purchase by the original purchaser ("Warranty Period"). If a defect arises and a valid claim is received within the Warranty Period, then as your sole remedy (and Blaze Automation's sole liability), Blaze Automation will at its option either 1) repair the defect at no charge, using new or refurbished replacement parts, or 2) replace the Product with a new Product that is functionally equivalent to the original, in each case within 30 days following receipt of the returned Product. A replacement product or part assumes the remaining warranty of the original Product. When a Product or part is exchanged, any replacement item becomes your property and the replaced Product or part becomes Blaze Automation's property.

Obtaining Service: To obtain warranty service, visit www.b1hub.com to speak with a service agent or open a service request. Please be prepared to describe the product that needs service and the nature of the problem

A purchase receipt is required. The Product must be insured, and shipped freight prepaid and securely packaged. You must contact support for a Return Material Authorization Number ("RMA Number") before shipping any product, and include the RMA Number, a copy of your purchase receipt and a description of the problem you are experiencing with the Product. Any claim under this Limited Warranty must be submitted to Blaze Automation Inc. before the end of the Warranty Period.

Exclusions: This warranty does not apply to: a) damage caused by failure to follow instructions relating to the Product use or the installation of components; b) damage caused by accident, abuse, misuse, transport, neglect, fire, floods, earthquake or other external causes; c) damage caused by service performed by anyone who is not an authorized representative of Blaze Automation; d) accessories used in conjunction with a covered Product; e) a Product or part that has been modified to alter functionality or capability; f) items intended to be periodically replaced by the purchaser during the normal life of the Product, including, without limitation, batteries, bulbs or cables; g) a Product that is used commercially or for a commercial purpose, in each case as determined by Blaze Automation inc.

EXCEPT FOR BODILY INJURY, BLAZE AUTOMATION INC. SHALL NOT BE LIABLE FOR (I) ANY LOST PROFITS, COST OF PROCUREMENT OF SUBSTITUTE PRODUCTS, OR ANY INCIDENTAL OR CONSEQUENTIAL DAMAGES, OR (II) ANY AMOUNTS IN EXCESS OF THE PURCHASE PRICE FOR THE PRODUCT. IN EACH CASE WHETHER RESULTING FROM THE USE OF OR INABILITY TO USE THIS PRODUCT, OR ARISING OUT OF ANY BREACH OF THIS WARRANTY, EVEN IF COMPANY HAS BEEN ADVISED OF THE POSSIBILITY OF SUCH DAMAGES. SOME STATES DO NOT ALLOW THE EXCLUSION OR LIMITATION OF INCIDENTAL OR CONSEQUENTIAL DAMAGES. SO THE ABOVE LIMITATION AND EXCLUSIONS MAY NOT APPLY TO YOU. TO THE EXTENT PERMITTED BY APPLICABLE LAW, BLAZE AUTOMATION DISCLAIMS ANY AND ALL STATUTORY OR IMPLIED WARRANTIES, INCLUDING WITHOUT LIMITATION, WARRANTIES OF MERCHANTABILITY, FITNESS FOR A PARTICULAR PURPOSE AND WARRANTIES AGAINST HIDDEN OR LATENT DEFECTS. IF BLAZE AUTOMATION INC CANNOT LAWFULLY DISCLAIM STATUTORY OR IMPLIED WARRANTIES, THEN TO THE EXTENT PERMITTED BY LAW, ALL SUCH WARRANTIES SHALL BE LIMITED IN DURATION TO THE WARRANTY PERIOD. SOME STATES DO NOT ALLOW LIMITATIONS ON HOW LONG AN IMPLIED WARRANTY LASTS, SO THE ABOVE LIMITATIONS MAY NOT APPLY TO YOU.

This warranty gives you specific legal rights and you may also have other rights. which vary from state to state. To exercise your rights under this warranty. please follow the Instructions above under the heading "Obtaining Service", or contact Blaze Automation at Blaze Automation, Inc., 2050. Brunswick Plaza -1. State Highway 27, Suite # 201 , North Brunswick, NJ -08902.

B.One is a registered trademark of Blaze Automation Inc.



Thank You

Member Of Consortiums:

